

LETO 44 Mini P UD

DIRECT/INDIRECT PENDANT LED



Leto 44 Mini P UD - Direct/Indirect Pendant LED Light. Leto 44 Mini UD's unique design and small profile gives it the utility of a powerful downlight with the aesthetic quality of accent uplight.

Ordering Code

Fixture	730								
	1	2	3	4	5	6	7	8	9
Driver						--	--		
	1	2	3	4	5	6	7		

Product Specifications

SAMPLE: Fixture **730 - S - A90 - 617 - 27 - 0505 - 00 - 08 - 02** | Driver **954 - 08 - 05 - STD - 120 - A90 - 0505**

1 - Model	2 - Size	3 - CRI/LED	4 - Optic Direct	5 - CCT	6 - Lumen ^{*1/2}	7 - Accessory
730 · Leto 44 Mini UD Pendant	S · Small (73mm) ^{*7} M · Medium (209mm) L · Large (346mm)	A90 · Accuracy (90 CRI)	617 · 17° 624 · 24° 660 · 60° <i>No optic on up light</i>	25 · 2500K 27 · 2700K 30 · 3000K 35 · 3500K 40 · 4000K 65 · 6500K	<i>Direct / Indirect</i> 0505 · 500/500 (9.4W) 1010 · 1000/1000 (20.2W)	00 · No Accessory DL · Diffusing Foil HO · Honeycomb ^{*3} <i>Fixed Diffusing Lens on indirect optic</i>

8 - Body Color		9 - Baffle Color		1 - Canopy Style	2 - Canopy Color	3 - Suspension Type
<i>Standard</i>	<i>Premium</i>	<i>Standard</i>	<i>Premium</i>	955 · Round Slim ^{*5} 965 · Square Slim ^{*5} 955F · Round Flangeless ^{*5} 954 · Round Semi-Recessed	<i>Standard</i> <i>Premium</i> 01 · White 52 · Mocha 02 · Black 53 · Charcoal 08 · Silver 54 · Cerulean 55 · Firebrick XX · RAL	05 · 2 Powered Aircraft <i>6' cable included</i> <i>Contact SENSO for custom length</i>

4 - Driver	Dim Level	Dim Level	5 - Voltage	6 - CRI/LED	7 - Lumen
STD · Non Dimming	N/A	LUTES · Hilume Ecodigital ^{*5} 1%	120 · 120V	Same as Fixture	Same as Fixture
LCS · 0 - 10 Volt Protocol	1%	LUT2W · 2 Wire for phase ^{*4/5} 1%	277 · 277V		
DIM · Phase ^{*4}	1%	LUT5S · 5 Series Eco System ^{*5} 5%	347 · 347V ^{*5/7}		
ELDOLC · EldoLED 0 - 10 Volt ^{*5}	0.1%	CSMB · Casambi Wireless Control ^{*6}			
DALI · Dali Protocol ^{*5}	0.1%				

*1 small limited to 500lm direct/500lm indirect
*2 total wattage of direct and indirect
*3 not available with small size
*4 120V only

*5 remote mount driver
*6 second driver required
*7 not available with DALI, Lutron or Casambi drivers

LETO 44 Mini P UD

DIRECT/INDIRECT PENDANT LED



Light Engine

- Output:** up to 2000lm combined
- High Efficacy:** up to 100 lumen/Watt
- Color Options (CCT):** 2500K, 2700K, 3000K, 3500K, 4000K, 6500K
- Color Consistency:** Range within a 3-MacAdam Ellipse
- Color rendering (CRI):** 90 CRI & 50+ R9 Value

Driver

- Dimming:** 1% dimming standard with 0.1% option
- Ripple:** Industry leading Low ripple
- Efficiency:** Power Factor >0.9
Efficiency over 85%
Class 2 output for safety

Installation

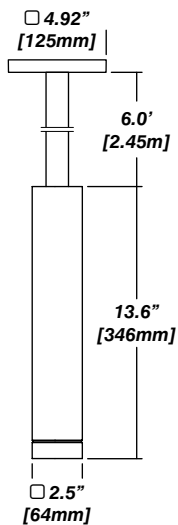
- Height adjustable powered aircraft cable included
- Pre-assembled for quick installation

Construction

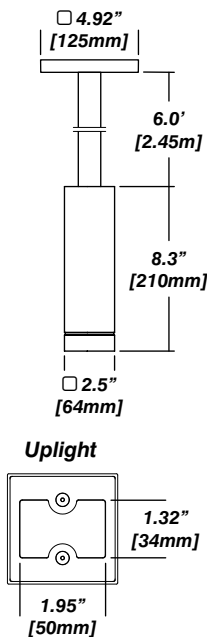
- Machined aluminum construction
- High quality, scratch resistant powder coated finish in standard, premium or custom colors
- Made in Canada

Dimensions

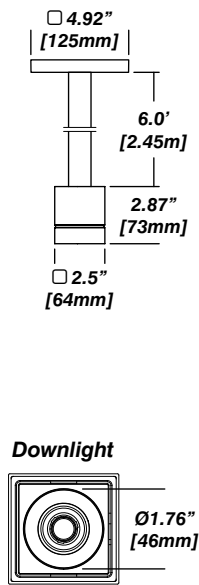
L - Large



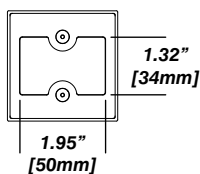
M - Medium



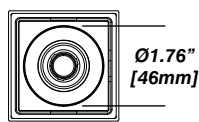
S - Small



Uplight

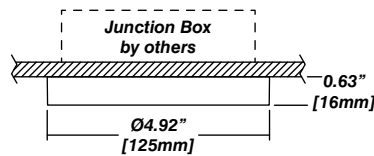


Downlight

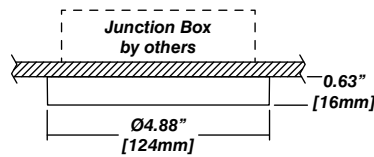


Canopy

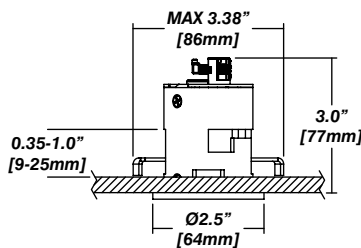
955 - Round Slim



965 - Square Slim



954 - Semi-Recessed + Cylinder Driver Housing



Ø2.125" [54mm]



Accessories

Frosted Lens



Honeycomb



LETO 44 Mini P UD

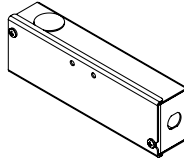
DIRECT/INDIRECT PENDANT LED



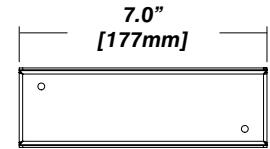
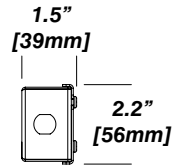
Senso Driver Housings

910 - Single Remote Driver Housing

- Fits Standard, LCS or DIM drivers
- Galvanized steel enclosure
- Installed in remote location

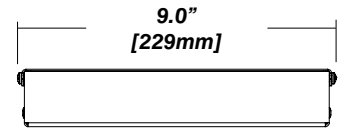
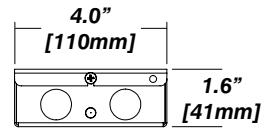
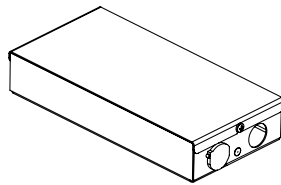


Dimensions



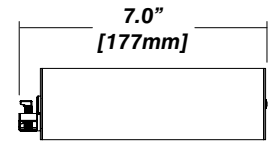
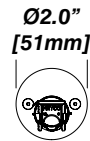
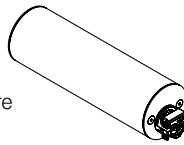
910 - Double Remote Driver Housing

- Fits all drivers
- Galvanized steel enclosure
- Installed in remote location



954 - Cylinder Driver Housing

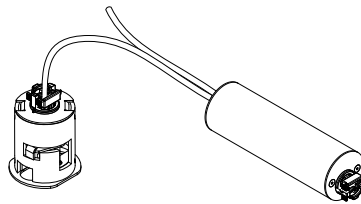
- Supplied standard with every semi-recessed canopy
- Fits Standard, LCS or DIM drivers
- Extruded aluminum enclosure with strain relief to fixture
- Installed in ceiling beside canopy



954 Driver Layouts

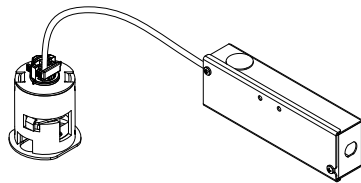
954 with Cylinder Driver Housing

- Installed in ceiling beside canopy
- Driver mounted inside cylinder
- Dimming control wired from Cylinder Driver Housing



954 with 910 Single Driver Housing

- Driver remotely mounted inside 910 housing
- Fed to 910 housing
- WAGO connector for DC side
- Thermal protector for high temperatures



954 with 910 Double Driver Housing

- Driver remotely mounted inside 910 housing
- Fed to 910 housing
- WAGO connector for DC side
- Thermal protector for high temperatures

