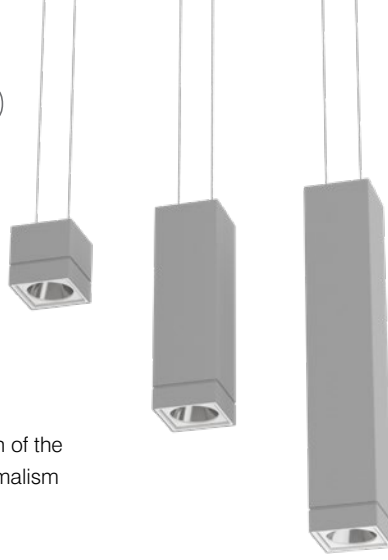


LETO 44 Mini P

PENDANT LED DOWNLIGHT



Leto 44 Mini - Pendant LED Light. Leto 44 Mini is a slimmed down version of the Leto 44. This small, medium and large pendant is slim and offers sleek minimalism to sitting and work areas with an efficient and powerful LED module.

Ordering Code

Fixture	731								
	1	2	3	4	5	6	7	8	9
Driver							--	--	
	1	2	3	4	5	6	7	8	

Product Specifications

SAMPLE: Fixture **731 - S - A90 - 617 - 27 - 07 - 00 - 08 - 02** | Driver **954 - 08 - 05 - 00 - STD - 120 - A90 - 07**

1 - Model	2 - Size	3 - CRI/LED	4 - Optic	5 - CCT	6 - Lumen
731 · Leto 44 Mini Pendant	S · Small (73mm) M · Medium (209mm) L · Large (346mm)	A90 · Accuracy (90 CRI) CT · Color Tuning ^{CT} (90 CRI) WD · Warm Dimming ^{WD} (90 CRI)	617 · 17° 624 · 24° 660 · 60°	25 · 2500K 27 · 2700K 30 · 3000K ^{WD} 35 · 3500K 40 · 4000K 65 · 6500K 2765 · 2700K - 6500K ^{CT}	07 · 700 (6W) ^{WD} 10 · 1000 (9W) ^{WD} 15 · 1500 (16W) ^{1/CT}

7 - Accessories	8 - Body Color	9 - Baffle Color	1 - Canopy Style	2 - Canopy Color
00 · No Accessory DL · Diffusing Foil HO · Honeycomb ¹	<i>Standard</i> 01 · White 02 · Black 08 · Silver <i>Premium</i> 52 · Mocha 53 · Charcoal 54 · Cerulean 55 · Firebrick XX · RAL	<i>Standard</i> 01 · White 02 · Black 08 · Silver <i>Premium</i> 52 · Mocha 53 · Charcoal 54 · Cerulean 55 · Firebrick XX · RAL	955 · Round Slim 965 · Square Slim ⁸ 955F · Round Flangeless ² 954 · Round Semi-Recessed	<i>Standard</i> 01 · White 02 · Black 08 · Silver <i>Premium</i> 52 · Mocha 53 · Charcoal 54 · Cerulean 55 · Firebrick XX · RAL

3 - Suspension Type	4 - Suspension Color	5 - Driver	Dim Level	6 - Voltage	7 - CRI/LED	8 - Lumen
03 · Solid Stem ^{CT} (6' MAX) 05 · 2 Powered Aircraft ³ (6' incl.) <i>Contact SENSO for custom lengths</i>	00 · None ³ 01 · White 02 · Black 03 · Clear XX · Custom	STD · Non Dimming LCS · 0 - 10 Volt Protocol ^{CT} DIM · Phase ⁴ ELDOLC · EldoLED 0 - 10 Volt ⁵ DALI · Dali Protocol ^{5/CT} LUTES · Hilume Ecodigital ⁵ LUT2W · 2 Wire for phase ^{4/5} LUT5S · 5 Series Eco System ⁵ CSMB · Casambi c Control ^{6/CT}	N/A 1% 1% 0.1% 0.1% 1% 1% 5%	120 · 120V 277 · 277V 347 · 347V ^{5/7}	Same as Fixture	Same as Fixture

¹CT MUST select with Color Tuning LED (MAX 1300lm/Remote Driver)
²WD MUST select with Warm Dimming LED
³1 not available with small size

⁴2 always remote mount driver
⁵3 no feed cable color option for **05** - 2 Powered Aircraft
⁶4 120V only
⁷5 remote mount

⁸6 second driver required
⁹7 not available with DALI, Lutron or Casambi drivers
¹⁰8 not available with **05** - 2 Powered Aircraft

LETO 44 Mini P

PENDANT LED DOWNLIGHT



Light Engine: A90 Accuracy

Output: up to 1500lm
High Efficacy: up to 100 lumen/Watt
Color Options (CCT): 2500K, 2700K, 3000K, 3500K, 4000K, 6500K
Color Consistency: Range within a 3-MacAdam Ellipse
Color rendering (CRI): 90 CRI & 50+ R9 Value

Driver

Dimming: 1% dimming standard with 0.1% option
Ripple: Industry leading Low ripple
Efficiency: Power Factor >0.9
Efficiency over 85%
Class 2 output for safety

Light Engine: Warm Dimming

Output: 1000lm
High Efficacy: up to 98 lumen/Watt
Color Temperature (CCT): 3000K dimmed to 1800K
Color Consistency: Range within a 3-MacAdam Ellipse
Color rendering (CRI): 90 CRI

Driver

Dimming: 1% dimming standard with 0.1% option
Dimmer switch must be capable of dimming less than 5% (Lutron DIVA is recommended)
Ripple: Industry leading Low ripple
Efficiency: Power Factor >0.9
Efficiency over 85%
Class 2 output for safety
Installation: Small Footprint allows retrofit installations

Light Engine: Color Tuning

Output: up to 1300lm
High Efficacy: up to 95 lumen/Watt
Color Temperature (CCT): 2700K up to 6500K
Color Consistency: Range within a 3-MacAdam Ellipse
Color rendering (CRI): 90 CRI

Driver

Dimming: Dali and DMX
Ripple: Industry leading Low ripple
Efficiency: Power Factor >0.9
Efficiency over 85%
Class 2 output for safety
Installation: Small Footprint allows retrofit installations

Installation

- Height adjustable feed cable, powered aircraft cable or solid stem included
- Pre-assembled for quick installation

Construction

- Machined aluminum construction
- High quality, scratch resistant powder coated finish in standard, premium or custom colors
- Made in Canada

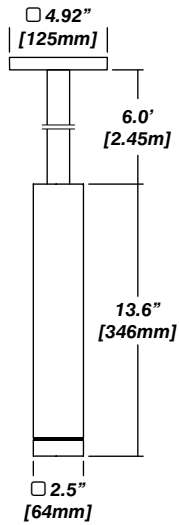


LETO 44 Mini P

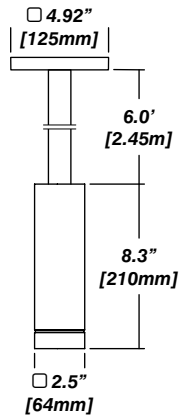
PENDANT LED DOWNLIGHT

Dimensions

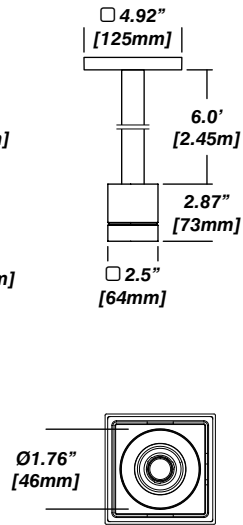
L - Large



M - Medium



S - Small



Accessories

Frosted Lens

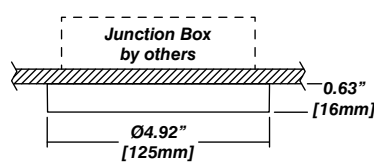


Honeycomb

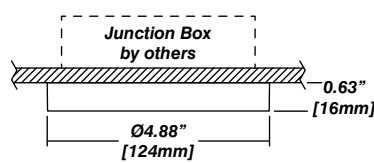


Canopy

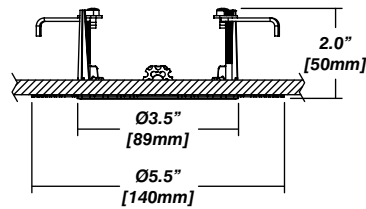
955 - Round Slim



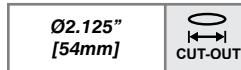
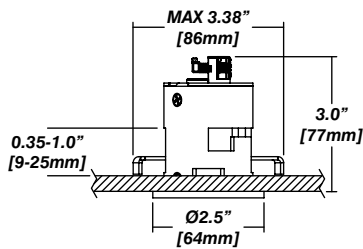
965 - Square Slim



955F - Round Flangeless



954 - Semi-Recessed + Cylinder Driver Housing



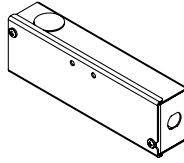
LETO 44 Mini P

PENDANT LED DOWNLIGHT

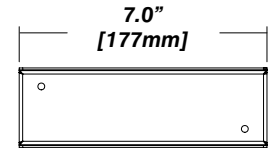
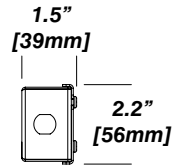
Senso Driver Housings

910 - Single Remote Driver Housing

- Fits Standard, LCS or DIM drivers
- Galvanized steel enclosure
- Installed in remote location

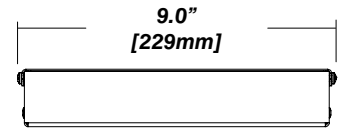
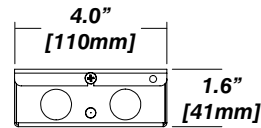
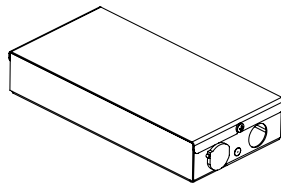


Dimensions



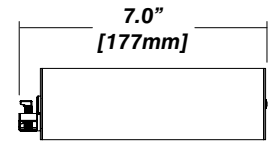
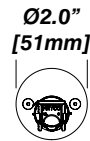
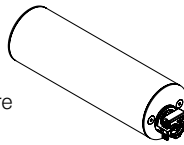
910 - Double Remote Driver Housing

- Fits all drivers
- Galvanized steel enclosure
- Installed in remote location



954 - Cylinder Driver Housing

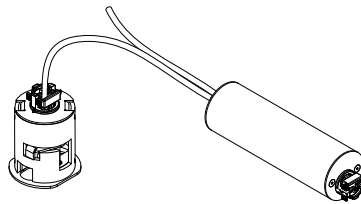
- Supplied standard with every semi-recessed canopy
- Fits Standard, LCS or DIM drivers
- Extruded aluminum enclosure with strain relief to fixture
- Installed in ceiling beside canopy



954 Driver Layouts

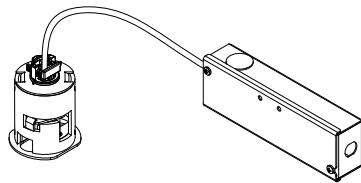
954 with Cylinder Driver Housing

- Installed in ceiling beside canopy
- Driver mounted inside cylinder
- Dimming control wired from Cylinder Driver Housing



954 with 910 Single Driver Housing

- Driver remotely mounted inside 910 housing
- Fed to 910 housing
- WAGO connector for DC side
- Thermal protector for high temperatures



954 with 910 Double Driver Housing

- Driver remotely mounted inside 910 housing
- Fed to 910 housing
- WAGO connector for DC side
- Thermal protector for high temperatures

