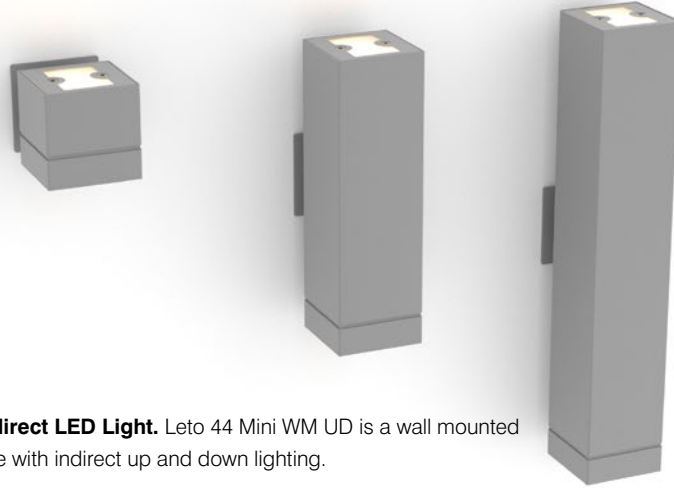


LETO 44 Mini WM UD

WALL MOUNT LED DOWNLIGHT



Leto 44 Mini WM UD - Wall Mount Direct/Indirect LED Light. Leto 44 Mini WM UD is a wall mounted cylinder LED fixture designed to provide a space with indirect up and down lighting.

Ordering Code

Fixture	743								
	1	2	3	4	5	6	7	8	9
Driver					--	--			
	1	2	3	4	5	6			

Product Specifications

SAMPLE: Fixture **743 - S - A90 - 617 - 27 - 0505 - 00 - 08 - 01** | Driver **955 - 08 - STD - 120 - A90 - 0505**

1 - Model	2 - Size	3 - CRI/LED	4 - Optic Direct	5 - CCT	6 - Lumen ^{*1/2}	7 - Accessory
743 · Leto 44 Mini UD Wall Mount	S · Small (73mm) ^{*1} M · Medium (209mm) L · Large (346mm)	A90 · Accuracy	617 · 17° 624 · 24° 660 · 60° <i>No optic on up light</i>	25 · 2500K 27 · 2700K 30 · 3000K 35 · 3500K 40 · 4000K 65 · 6500K	<i>Direct / Indirect</i> 0505 · 500/500 (9.4W) 1010 · 1000/1000 (20.2W)	00 · No Accessory DL · Diffusing Foil HO · Honeycomb ^{*3} <i>Fixed Diffusing Lens on indirect optic</i>

8 - Body Color		9 - Baffle Color		1 - Canopy Style	2 - Canopy Color
<i>Standard</i>	<i>Premium</i>	<i>Standard</i>	<i>Premium</i>	955 · Round Slim 965 · Square Slim 954 · Round Semi-Recessed	<i>Standard</i> <i>Premium</i> 01 · White 52 · Mocha 02 · Black 53 · Charcoal 08 · Silver 54 · Cerulean 55 · Firebrick XX · RAL

3 - Driver	Dim Level	Dim Level	4 - Voltage	5 - CRI/LED	6 - Lumen
STD · Non Dimming LCS · 0 - 10 Volt Protocol DIM · Phase ^{*5} ELDOLC · EldoLED 0 - 10 Volt ^{*4}	N/A 1% 1% 0.1%	DALI · Dali Protocol ^{*4} LUTES · Hilume Ecodigital ^{*4} LUT2W · 2 Wire for phase ^{*4/5} LUT5S · 5 Series Eco System ^{*4}	0.1% 1% 1% 5%	120 · 120V 277 · 277V 347 · 347V ^{*4/6}	Same as Fixture Same as Fixture

*1 small limited to 500lm direct/500lm indirect
*2 total wattage of direct and indirect
*3 not available with small size
*4 remote mount driver
*5 120V only
*6 not available with DALI or Lutron drivers

LETO 44 Mini WM UD

WALL MOUNT LED DOWNLIGHT



Light Engine

- Output:** up to 2000lm
- High Efficacy:** up to 100 lumen/Watt
- Color Options (CCT):** 2500K, 2700K, 3000K, 3500K, 4000K, 6500K
- Color Consistency:** Range within a 3-MacAdam Ellipse
- Color rendering (CRI):** 90 CRI & 50+ R9 Value

Driver

- Dimming:** 1% dimming standard with 0.1% option
- Ripple:** Industry leading Low ripple
- Efficiency:** Power Factor >0.9
Efficiency over 85%
Class 2 output for safety

Installation

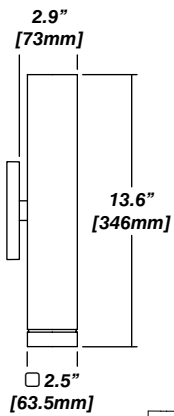
- Pre-assembled for quick installation
- Low profile against the wall gives a floating appearance

Construction

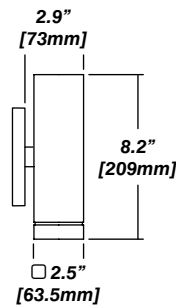
- Machined aluminum construction
- Powder coated in standard or premium finishes
- Made in Canada

Dimensions

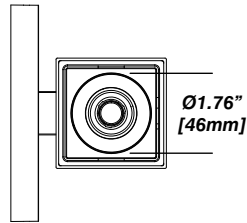
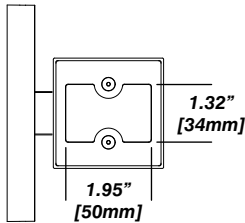
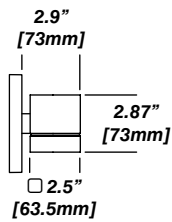
L - Large



M - Medium

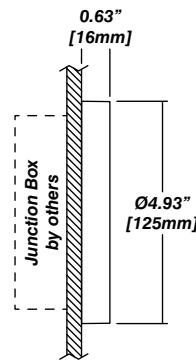


S - Small

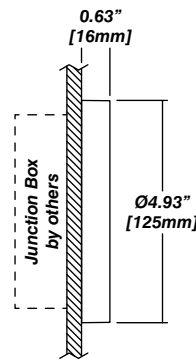


Canopy

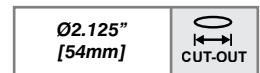
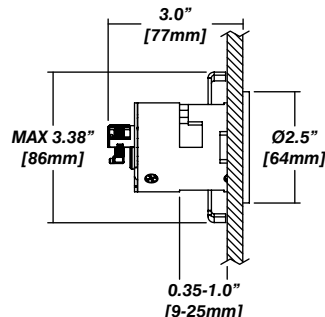
955 - Round Slim



965 - Square Slim



954 - Semi-Recessed + Cylinder Driver Housing



Accessories

Frosted Lens



Honeycomb



LETO 44 Mini WM UD

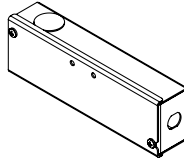
WALL MOUNT LED DOWNLIGHT



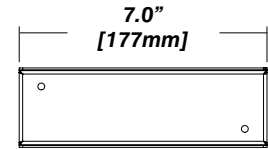
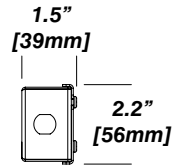
Senso Driver Housings

910 - Single Remote Driver Housing

- Fits Standard, LCS or DIM drivers
- Galvanized steel enclosure
- Installed in remote location

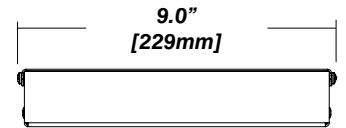
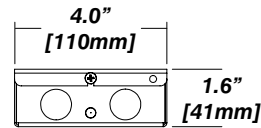
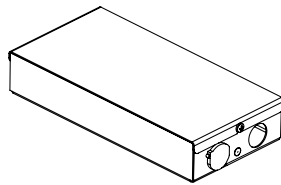


Dimensions



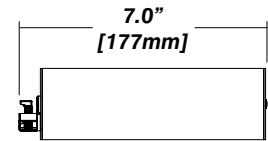
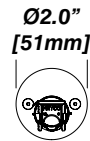
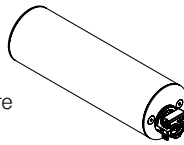
910 - Double Remote Driver Housing

- Fits all drivers
- Galvanized steel enclosure
- Installed in remote location



954 - Cylinder Driver Housing

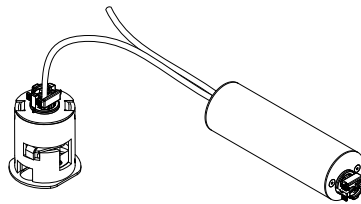
- Supplied standard with every semi-recessed canopy
- Fits Standard, LCS or DIM drivers
- Extruded aluminum enclosure with strain relief to fixture
- Installed in ceiling beside canopy



954 Driver Layouts

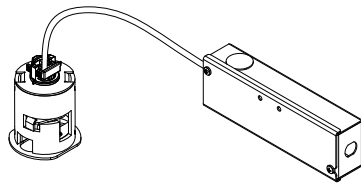
954 with Cylinder Driver Housing

- Installed in ceiling beside canopy
- Driver mounted inside cylinder
- Dimming control wired from Cylinder Driver Housing



954 with 910 Single Driver Housing

- Driver remotely mounted inside 910 housing
- Fed to 910 housing
- WAGO connector for DC side
- Thermal protector for high temperatures



954 with 910 Double Driver Housing

- Driver remotely mounted inside 910 housing
- Fed to 910 housing
- WAGO connector for DC side
- Thermal protector for high temperatures

