


TWO PHASE SURFACE TRACK

TRACK SYSTEM



standard 120 V with optional data bus system (0-10V dimming)

SPECIFICATIONS

TWO PHASE

GENERAL

The 5 conductors (2 live/ 2 neutral/ 1 ground) EUTRAC surface track consists of an extruded aluminum profile which also functions as ground and 2 inserted plastic profiles carrying 4 embedded 12 gauge copper conductors. Any given profile can be easily cut to length on site. It is not necessary to cut back or bend back the conductors. The track has pre-punched holes for mounting every 8" on center.

FINISH

white (RAL 9010) or black (RAL 9005) powder coated and silver anodized.

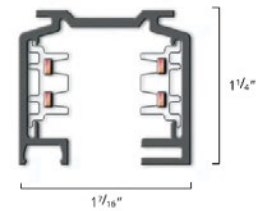
Track

Standard

	4'	8'	12'
○	230-101	230-201	230-301
●	230-102	230-202	230-302
●	230-103	230-203	230-303

Data bus (0-10V dimming)

	4'	8'	12'
○	233-101	233-201	233-301
●	233-102	233-202	233-302
●	233-103	233-203	233-303

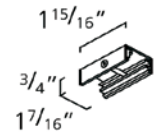


Suspension components

Pendant clip

For pendant mounting with aircraft cables or 3/8" stem. Can be used for electrical connection to the track.

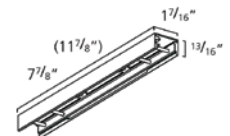
	2"	4"
○	198-00-0001-01	198-00-0002-01
●	198-00-0001-02	198-00-0002-02
●	198-00-0001-03	198-00-0002-03



Clip

(no color)

	8"	12"
	198-00-0038-00	198-00-0039-00



T-bar mounting clip

198-00-0004-01 (no color)



Pendant mounting kit

198-00-0043-00



QUANTITY	PROJECT
NOTE	



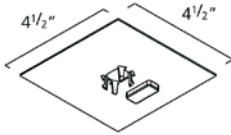
TWO PHASE SURFACE TRACK

System components

Multiple feed canopy cover

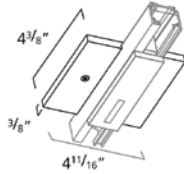
Used to cover an outlet box when using multiple feeds.

- 198-60-0006-01
- 198-60-0006-02
- 198-60-0006-03



Mid feed canopy cover

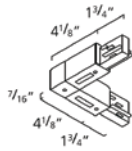
- 198-60-0026-01
- 198-60-0026-02
- 198-60-0026-03



L-coupler feed

Used to join two sections of track together at a 90° angle. May be used as a feed point.

- | Standard | |
|----------------|----------------|
| ground inside | ground outside |
| ○ 553-1-1210-1 | 553-1-1209-1 |
| ● 553-1-1210-2 | 553-1-1209-2 |
| ● 553-1-1210-3 | 553-1-1209-3 |

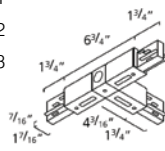


- | Data Bus | |
|----------------|----------------|
| ground inside | ground outside |
| ○ 553-2-1210-1 | 553-2-1209-1 |
| ● 553-2-1210-2 | 553-2-1209-2 |
| ● 553-2-1210-3 | 553-2-1209-3 |

T-coupler feed

Used to join three sections of track in a "T" configuration. May be used as a feed point.

- | Standard | |
|----------------|--------------|
| ground left | ground right |
| ○ 553-1-1213-1 | 553-1-1212-1 |
| ● 553-1-1213-2 | 553-1-1212-2 |
| ● 553-1-1213-3 | 553-1-1212-3 |

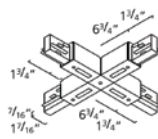


- | Data bus | |
|----------------|--------------|
| ground left | ground right |
| ○ 553-2-1213-1 | 553-2-1212-1 |
| ● 553-2-1213-2 | 553-2-1212-2 |
| ● 553-2-1213-3 | 553-2-1212-3 |

X-coupler coupler feed

Used to join four sections of track together in an "X" configuration. May be used as a feed point.

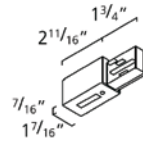
- | Standard | Data Bus |
|----------------|--------------|
| ○ 553-1-1216-1 | 553-2-1216-1 |
| ● 553-1-1216-2 | 553-2-1216-2 |
| ● 553-1-1216-3 | 553-2-1216-3 |



Live end feed

Used when energizing track from an outlet box or conduit feed.

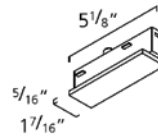
- | Standard | |
|----------------|--------------|
| ground left | ground right |
| ○ 553-1-1202-1 | 553-1-1201-1 |
| ● 553-1-1202-2 | 553-1-1201-2 |
| ● 553-1-1202-3 | 553-1-1201-3 |



- | Data bus | |
|----------------|--------------|
| ground left | ground right |
| ○ 553-2-1202-1 | 553-2-1201-1 |
| ● 553-2-1202-2 | 553-2-1201-2 |
| ● 553-2-1202-3 | 553-2-1201-3 |

Floating mid-feed

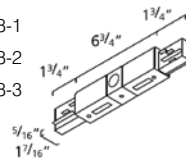
- | Standard | Data Bus |
|----------------|--------------|
| ○ 553-1-5203-1 | 553-2-5203-1 |
| ● 553-1-5203-2 | 553-2-5203-2 |
| ● 553-1-5203-3 | 553-2-5203-3 |



I-coupler feed

Used to join two sections of track together in a straight line. May be used as a feed point.

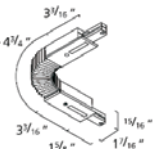
- | Standard | Data Bus |
|----------------|--------------|
| ○ 553-1-1208-1 | 553-2-1208-1 |
| ● 553-1-1208-2 | 553-2-1208-2 |
| ● 553-1-1208-3 | 553-2-1208-3 |



Flex-coupler feed

Used to join two sections of track together to create angles from 30° to 330°. Can be flexed on horizontal or vertical planes.

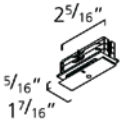
- | Standard | Data Bus |
|----------------|--------------|
| ○ 555-1-1211-1 | 555-2-1211-1 |
| ● 555-1-1211-2 | 555-2-1211-2 |
| ● 555-1-1211-3 | 555-2-1211-3 |



Coupler Straight

Used to join two sections of track together in a straight line.

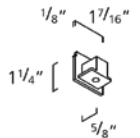
- | Standard | Data Bus |
|----------------|--------------|
| ○ 555-1-1206-1 | 555-2-1206-1 |
| ● 555-1-1206-2 | 555-2-1206-2 |
| ● 555-1-1206-3 | 555-2-1206-3 |



End caps

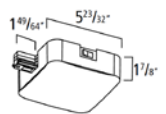
Used to end any open configuration of track.

- 555-0-1217-1
- 555-0-1217-2
- 555-0-1217-3



Current limiter, end feed (Left)

- | Standard | Data Bus |
|-----------------|---------------|
| ○ 198-00-1102-1 | 198-00-2102-1 |
| ● 198-00-1102-2 | 198-00-2102-2 |
| ● 198-00-1102-3 | 198-00-2102-3 |



Current limiter, end feed (Right)

- | Standard | Data Bus |
|-----------------|---------------|
| ○ 198-00-1101-1 | 198-00-2101-1 |
| ● 198-00-1101-2 | 198-00-2101-2 |
| ● 198-00-1101-3 | 198-00-2101-3 |

