

# LETO 44 PLUS S A SML

SURFACE MOUNT ASYMMETRIC LED DOWNLIGHT



**Leto 44 Plus S A SML - Asymmetric Surface Mount LED Light.** Leto 44 Plus S A SML is a compact version of the full sized Leto 44 Plus S A. Ideal when you need to draw attention to a wall mounted subject. It is best suited for use in Art Galleries, Museums, or to accentuate home decor.

## Ordering Code

Fixture	<b>714A</b>		--					
	1	2	3	4	5	6	7	8
Driver			--	--				
	1	2	3	4				

## Product Specifications

**SAMPLE:** Fixture **714A - A90 - - - 27 - 07 - DL - 08 - 02** | Driver **LCS - 120 - A90 - 07**

1 - Model	2 - LED	3 - Optic	4 - CCT	5 - Lumen	6 - Accessory
<b>714A</b> · Leto 44 Plus Small Asymmetric Surface Mount	<b>A90</b> · Accuracy	<i>Leto 44 Plus A is equipped with a fixed beam spread. For other optics please contact SENS0.</i>	<b>25</b> · 2500K <b>27</b> · 2700K <b>30</b> · 3000K <b>35</b> · 3500K <b>40</b> · 4000K <b>65</b> · 6500K	<b>07</b> · 700 (6.5W) <b>10</b> · 1000 (9.3W)	<b>DL</b> · Diffusing Lens

7 - Body Color		8 - Baffle Color		1 - Driver		Dim Level	Dim Level
<i>Standard</i>	<i>Premium</i>	<i>Standard</i>	<i>Premium</i>	<b>STD</b> · Non Dimming	N/A	<b>LUT2W</b> · 2 Wire for phase <sup>*1</sup>	1%
<b>01</b> · White	<b>52</b> · Mocha	<b>01</b> · White	<b>52</b> · Mocha	<b>LCS</b> · 0 - 10 Volt Protocol	1%	<b>LUT5S</b> · 5 Series Eco System	5%
<b>02</b> · Black	<b>53</b> · Charcoal	<b>02</b> · Black	<b>53</b> · Charcoal	<b>DIM</b> · Phase <sup>*1</sup>	1%	<b>DMX</b> · Senso	
<b>08</b> · Silver	<b>54</b> · Cerulean	<b>08</b> · Silver	<b>54</b> · Cerulean	<b>ELDOLC</b> · EldoLED 0 - 10 Volt	0.1%	<b>EMG</b> · Emergency Driver <sup>*2/3</sup>	
	<b>55</b> · Firebrick		<b>55</b> · Firebrick	<b>DALI</b> · Dali Protocol	0.1%	<b>CSMB</b> · Casambi Wireless Control <sup>*2/3</sup>	
	<b>XX</b> · RAL		<b>XX</b> · RAL	<b>LUTES</b> · Hilume Ecodigital	1%		

2 - Voltage	3 - LED	4 - Lumen		
<b>120</b> · 120V <b>277</b> · 277V <b>347</b> · 347V <sup>*4</sup>	Same as Fixture	Same as Fixture	*1 120V only *2 remote mount *3 second driver required *4 not available with ELDO, Lutron or DMX	
			Project :	_____
			Quantity :	_____
			Type :	_____
			Notes :	_____

# LETO 44 PLUS S A SML

## SURFACE MOUNT ASYMMETRIC LED DOWNLIGHT

### Reflector


#### Faceted Reflector

Senso metal spun faceted reflectors are specifically designed to retain as much light as possible. This results in a more power efficient fixture with a higher delivered lumen.



### Accessories

#### Diffusing Lens



Senso's in-house photometric testing ensures that our lighting design can match your needs precisely. Our Goniophotometer and testing lab produces on-demand photometry files based on any specified fixture, including LM-79 Test reports, IES Files, and CRI/CCT measurements. See [Sensolighting.com](http://Sensolighting.com) for more information.

*\*Full photometric Reports and IES files available for every configuration*

### Color Metrics

#### TM 30-15

Our clients deserve the best information possible about their lighting choices. That's why Senso has invested in the Illuminating Engineering Society (IES) TM 30-15, a new system that measures an LED light source's color rendering properties. Using Senso's state-of-the-art goniophotometer, this method identifies the optimal light source for your project and helps evaluate the trade-offs between efficacy and color rendering. Senso can provide TM 30-15 data for all of our products.

*\*Full Color Metric Info Available at [Sensolighting.com](http://Sensolighting.com)*

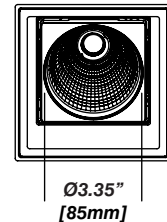
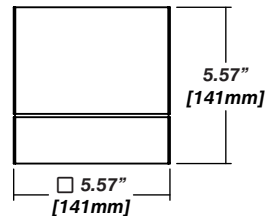
### Installation

- Mounting plate included
- Easy, single motion installation method

### Construction / Finish

- High quality, scratch resistant powder coated finish in standard, premium or custom colors
- Aluminum extruded Body
- Made in Canada

### Dimensions



### LED Module Performance

**Output:** Up to 150 lumen/Watt

**Efficacy:** Color consistency within a 3-MacAdam Ellipse

**CCT:** 2500K - 6500K

**Color Rendering:** 90+ CRI

**Min. R Values:** R<sup>9</sup> - 60 R<sup>f</sup> - 90 R<sup>a</sup> - 100

### Driver and Power Consumption

**Dimming:** 1% dimming standard with 0.1% option  
Casambi wireless control available

**Ripple:** Industry leading Low ripple

**Efficiency:** Power Factor >0.9

Efficiency over 85%

Class 2 output for safety

**Installation:** Canopy or remote mounted

<b>Lumen Option</b>	700lm	1000lm
<b>Fixture Wattage</b>	6.5W	9.3W
<b>Delivered Lumen</b>	656lm	1035lm