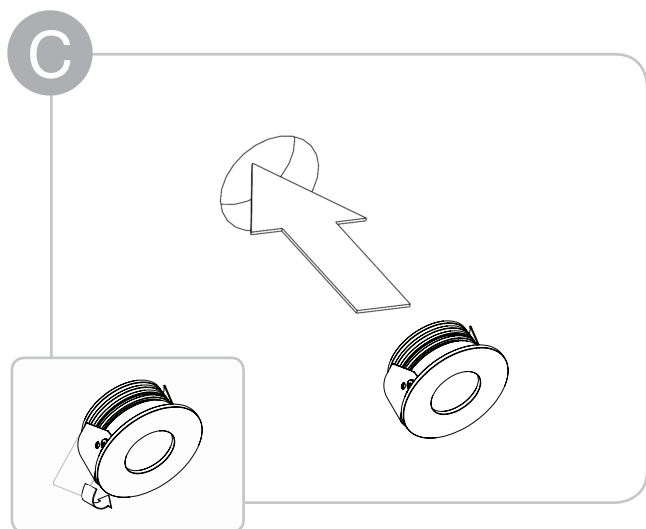
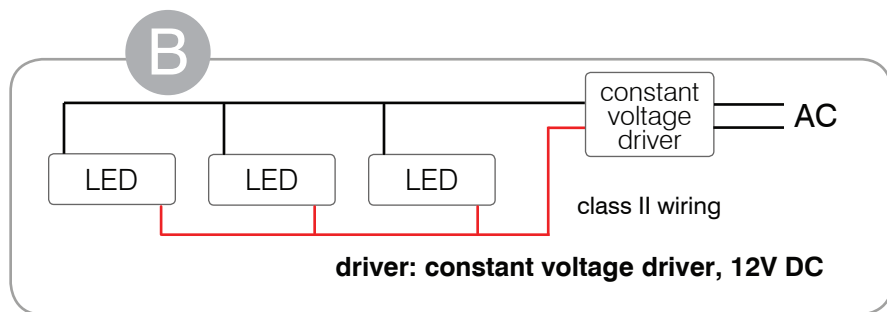
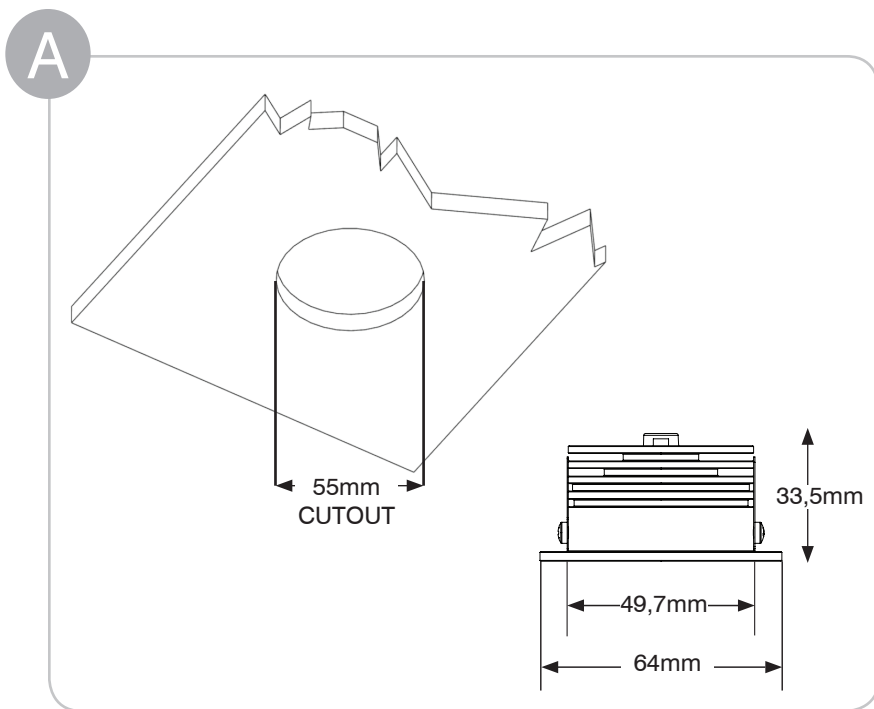
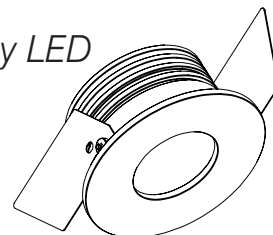


INSTALLATION SHEET

RAIN

recessed display LED



IMPORTANT INSTRUCTIONS

read and follow these instructions before installing or maintaining this product



location

- this product is suitable for **Wet Locations**
- make sure this product is NOT on the same circuit as inductive loads, (e.g. fluorescent bulbs, discharge bulbs, ventilation fans, etc...)

safety

- Do not switch on line voltage until all wiring has been complete
- Incorrect wiring will result in irreparable damage to the LED and power supply
- This product should only be installed by a licensed electrician
- DO NOT CONNECT DIRECTLY TO LINE VOLTAGE

INSTALLATION

switch off the line voltage supply

- A** Cut a hole according to dimension
- B** Connect the LED to driver, driver to line voltage according to the drawing
- C** Compress the two (2) springs inward
Put the fixture in place

WARRANTY

- This product must be installed in accordance with all applicable installation codes and ordinance
- Limited two (2) years warranty
- Warranty is void in the eventuality of unauthorized modifications and/or improper use