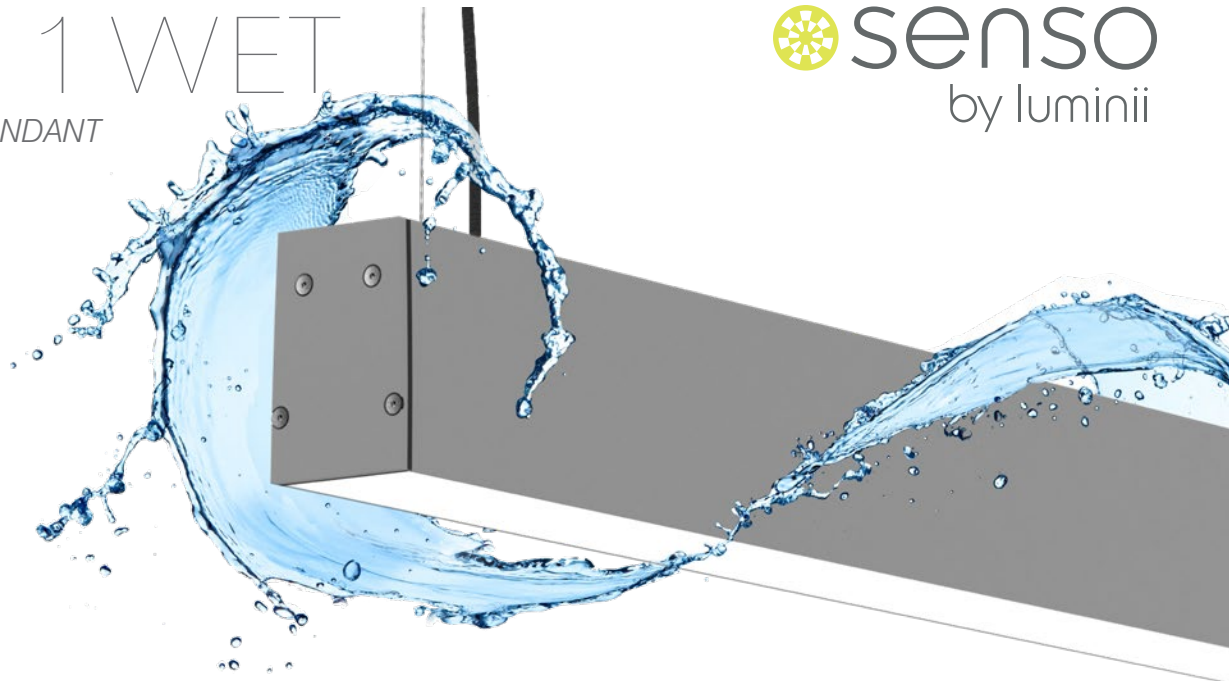


VESTA 1 WET

WET RATED LINEAR PENDANT



Vesta 1 Wet - Wet Rated Linear LED. Part of the Vesta collection, the Vesta 1 Wet is the same unique and stylish pendant as the Vesta 1 with wet rated frosted lens.

Ordering Code



Product Specifications

SAMPLE : 350 - 90 - 4 - 27 - 25 - 08 - 06 - STD - 120 - 01 - 2 - 05

1 - Model	2 - CRI	3 - Length	4 - CCT	5 - Lens	6 - Finish	7 - Lumen
350 · Vesta 1 Wet Rated	90 · 90+	4 · 45.5" 6 · 68" 8 · 90.5"	27 · 2700K 30 · 3000K 35 · 3500K 40 · 4000K	25 · Frosted Wet Rated 35 · Asymmetric Wet Rated*1	01 · White 02 · Black 08 · Silver XX · Custom	04 · 400 lm/ft (3.8 W) 06 · 566 lm/ft (5.7 W) 08 · 843 lm/ft (9.4 W) 10 · 1034 lm/ft (12 W)

8 - Driver	Dim Level	Dim Level	9 - Voltage	10 - LED Control
STD/LCS · 0 - 10 Volt dim option incl.	1%	LUT2W · 2 Wire for phase*2	1%	01 · Standard switching
ELDOLC · EldoLED 0 - 10 Volt	0.1%	LUT5S · 5 Series Eco System	5%	20 · Emergency wiring
DALI · Dali Protocol	0.1%	DMX · Senso	347 · 347V*3	21 · Emergency Battery Back-Up (4 foot section)
LUTES · Hilume Ecodigital	1%	CSMB · Casambi Wireless Control		

11 - Wire Color	12 - Suspension Height		
2 · Black	05 · 5' 08 · 8' 10 · 10' XX · Custom	*1 Asymmetric limited to 08 · 843 lm/ft (9.4 W)	Project : _____
		*2 120V only	Quantity : _____
		*3 Not available in Dali, Lutron and DMX	Type : _____
			Notes : _____

VESTA 1 WET

WET RATED LINEAR PENDANT

Light Engine

High Efficacy :	Up to 1034 lumen/ft
Color Options (CCT) :	2700K, 3000K, 3500K, 4000K, and Color Tuning
Color Consistency :	3-step MacAdam Ellipse
Color Rendering (CRI) :	90+
Lumen Maintenance :	100,000 hours (L-70 @ 25°C)

Vesta 1 Wet features a high-output, high-efficacy light engine—without any compromise. Class-leading efficiency at over 100lm/W keeps running costs low. Color rendering options are available up to 90+ CRI, along with color consistency within a three-step MacAdam ellipse. Every Vesta undergoes a multi-step test and burn-in procedure before shipping, ensuring the superior level of quality Senso is known for.

Dimming

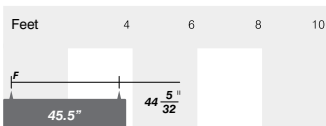


Protocol :	0-10V DALI LUTRON DMX
-------------------	--------------------------------

Level : From 0.1% to 5%

Vesta combines high output with limitless possibilities of control. Dimming down to 0.1% is also available in Dali systems (120-277V).

Lengths

Vesta 1 Wet Rated end cap will add 0.55" (14mm), 0.28" (7mm) per side to the total length.

CODE	FIXTURE LENGTH*1 LONGUEUR	Feet	4	6	8	10
A	45.5"					
B (6)	68"					
C (8)	90.5"					

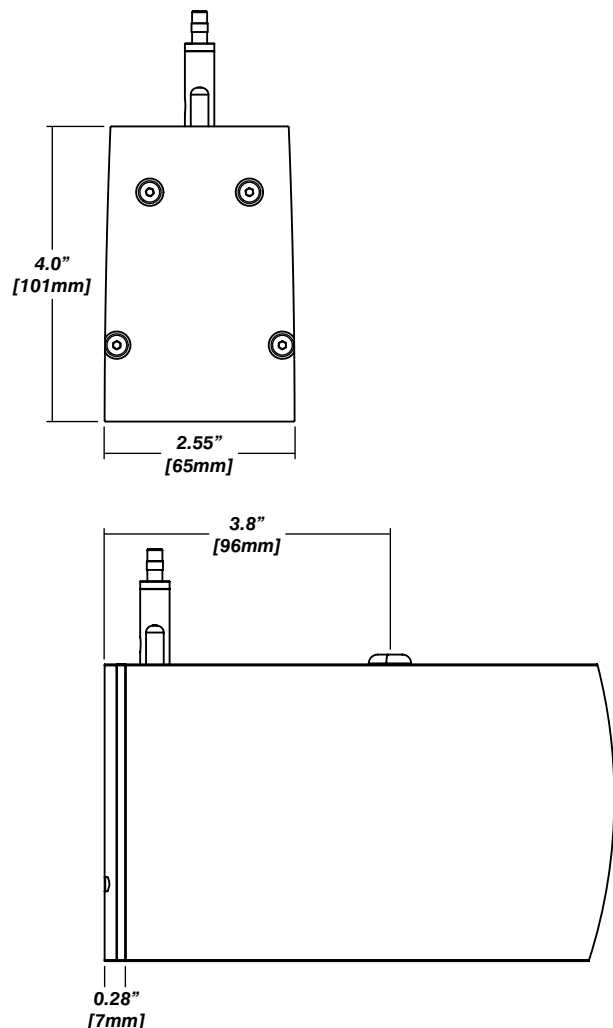
Installation

- Suspended using aircraft cable. Fully height adjustable
- Factory assembled for easy and fast installation
- Black electrical wire and aircraft cable included
- Wet-Rated Junction Box, Connectors and Canopy provided by others

Construction

- Heavy gauge aluminum extrusion for rigidity and long lifetime
- Scratch resistant, powder-coated exterior finish in white, black or silver
- Factory sealed for optimized elemental resistance
- Heavy-Duty machined end-caps with integrated gasket
- Made in Canada

Dimensions



VESTA 1 WET

WET RATED LINEAR PENDANT



Photometrics

Senso's in-house photometric testing ensures that our lighting design can match your needs precisely. Our Goniophotometer and testing lab produces on-demand photometry files based on any specified fixture, including LM-79 Test reports, IES Files, and CRI/CCT measurements. See Sensolighting.com for more information.

*Full photometric Reports and IES files available for every configuration

Zonal Lumen Summary

Zone	Lumens	%Fixt
0-20	528.37	15.50
0-30	1085.53	31.90
0-40	1709.34	50.30
0-60	2806.23	82.60
0-80	3352.15	98.60
0-90	3398.12	100.00
10-90	3258.52	95.90
20-40	1180.97	34.70
20-50	1777.92	52.30
40-70	1453.16	42.80
60-80	545.92	16.10
70-80	189.65	5.60
80-90	45.97	1.40
90-110	0.56	0.00
90-120	0.57	0.00
90-130	0.57	0.00
90-150	0.57	0.00
90-180	0.57	0.00
110-180	0.01	0.00
0-180	3398.69	100.00

Luminance DATA (cd/sq.m)

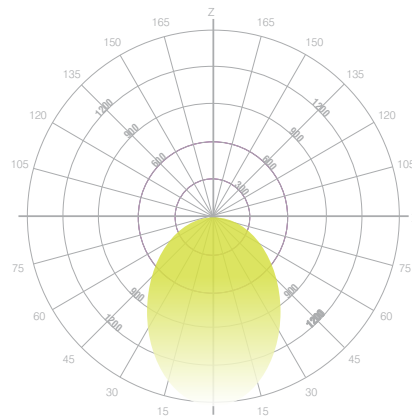
Angle in °	Average 0°	Average 45°	Average 90°
45	1633	17494	18653
55	14387	15594	16807
65	12589	13662	14754
75	10484	11188	11811
85	7096	6899	6301

IES Indoor Report Coefficients of utilization - zonal cavity method

Effective Floor Cavity Reflectance 0.20

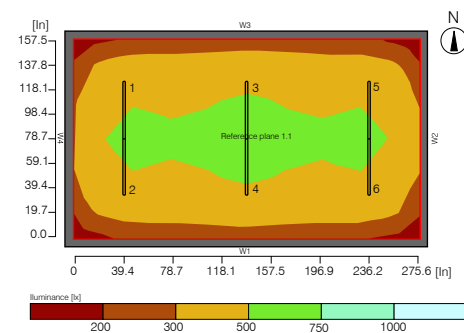
RC	80				70				50				30				10				0
RW	70	50	30	10	70	50	30	10	50	30	10	50	30	10	50	30	10	50	30	10	0
0	119	119	119	119	116	116	116	116	111	111	111	106	106	106	102	102	102	100	100	100	100
1	109	105	101	97	107	103	99	96	99	96	93	95	92	90	91	89	87	85	85	85	85
2	100	92	86	80	98	90	85	80	87	82	78	84	80	76	81	77	74	72	72	72	72
3	92	82	74	68	89	80	73	67	77	71	66	74	69	65	72	68	64	62	62	62	62
4	84	73	64	58	82	72	64	58	69	62	57	67	61	56	65	60	55	53	53	53	53
5	78	66	57	51	76	64	56	50	62	55	50	60	54	49	59	53	49	47	47	47	47
6	72	59	51	44	70	58	50	44	57	49	44	55	48	44	53	48	43	41	41	41	41
7	67	54	46	40	65	53	45	39	52	44	39	50	44	39	49	43	39	37	37	37	37
8	63	49	41	36	61	49	41	35	47	40	35	46	40	35	45	39	35	33	33	33	33
9	59	46	38	32	57	45	37	32	44	37	32	43	36	32	42	36	32	30	30	30	30
10	55	42	34	29	54	42	34	29	41	34	29	40	33	29	39	33	29	27	27	27	27

Vesta Light Distribution



- Fixture: Vesta 48" [121.92 cm]
- Total Lumen Output: 3399 lm
- Wattage: 45 W
- Lumen per Watt: 75

Vesta Performance Example



- Calculation algorithm used Average indirect fraction
- Height of luminaire plane 118.11" [3.00 m]
- Maintenance factor 31.5" [0.80 m]
- Total luminous flux of all lamps 20358 lm
- Total power 270.0 W
- Total power per area (28.00 m²) 9.64 W/m² (2.26 W/m²/100lx)

Color Metrics

TM 30-15

Our clients deserve the best information possible about their lighting choices. That's why Senso has invested in the Illuminating Engineering Society (IES) TM 30-15, a new system that measures an LED light source's color rendering properties. Using Senso's state-of-the-art goniophotometer, this method identifies the optimal light source for your project and helps evaluate the trade-offs between efficacy and color rendering. Senso can provide TM 30-15 data for all of our products.

*Full Color Metric Info Available at Sensolighting.com